
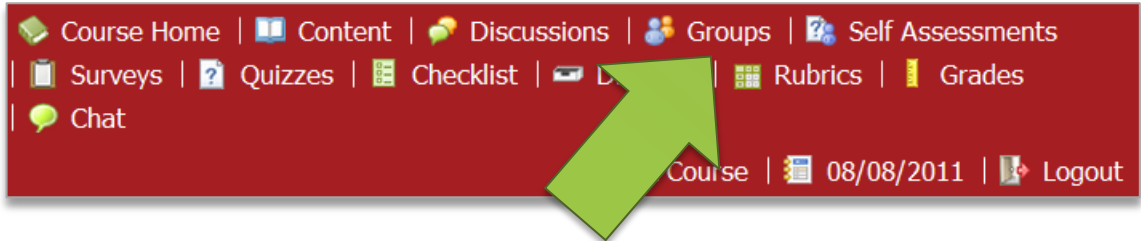


Creating Groups in Desire2Learn

The D2L Group tool is designed to allow you to create group work areas for students. After creating a group, you'll be able to assign different projects, tasks or topics to each group.

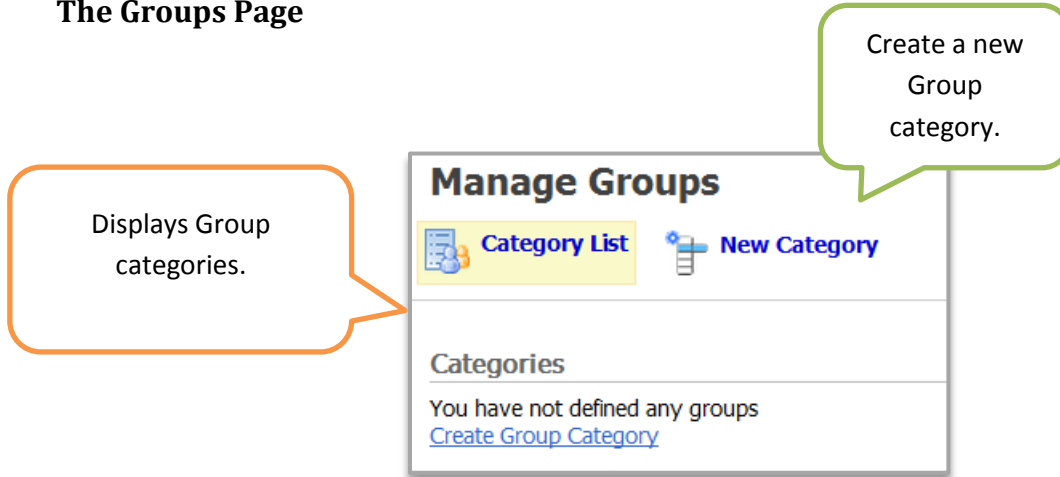
Accessing the Group Tool

To access the  tool click on the **Groups** link in the navbar *:



*It might be necessary to add the Group tool to the navbar. For information on how to add tools to the navbar [click here](#).

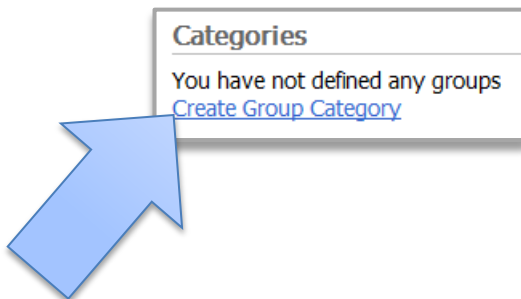
The Groups Page

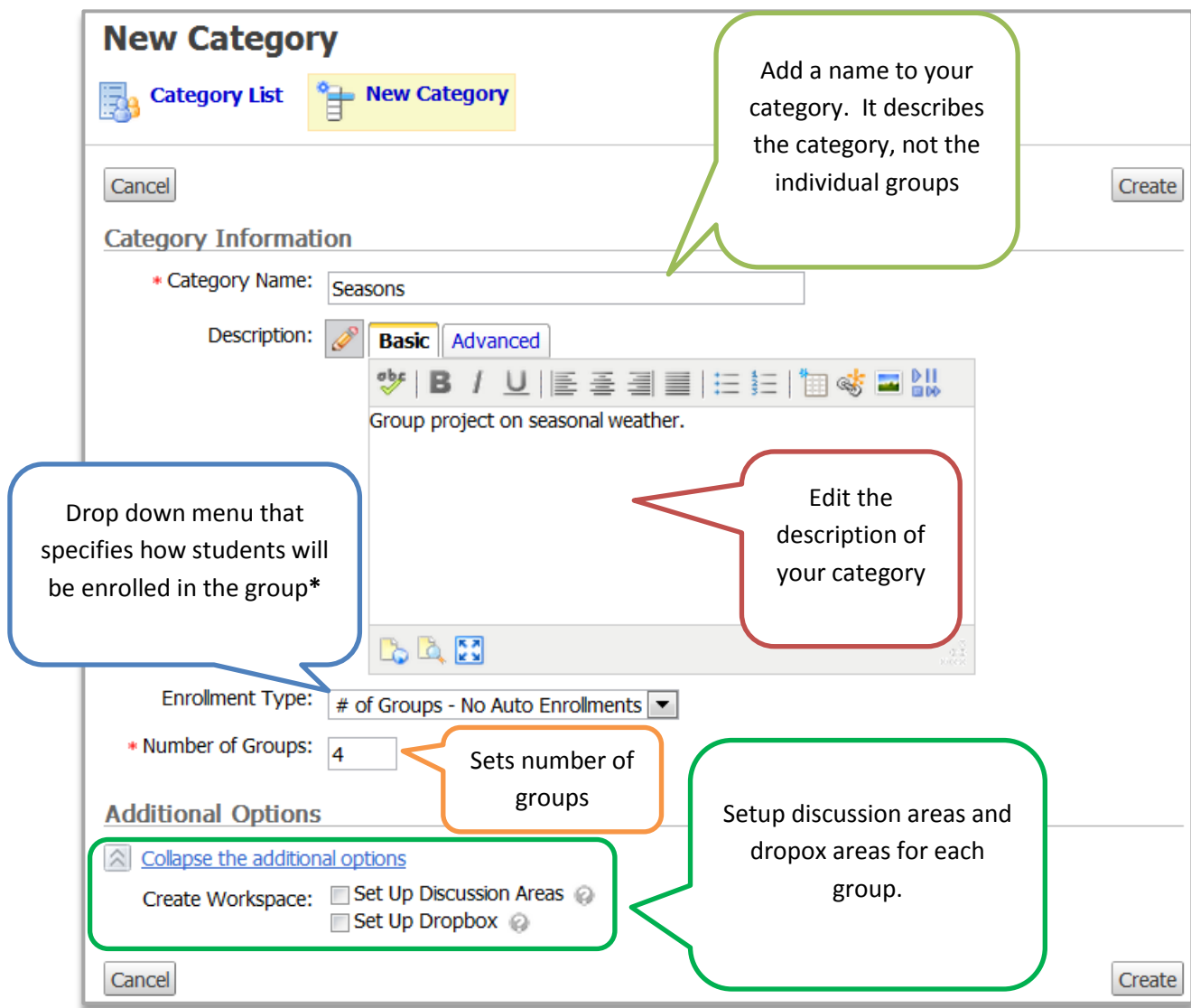


Creating a New Group

Creating groups starts with creating the category that they'll be organized under.

Click on the [Create Group Category](#).





*** Examples**

Groups of #

You specify the maximum number of students per group and D2L automatically creates the appropriate number of groups

of Groups

You specify the number of groups to be added and D2L automatically assigns an equal number of students to each group

of Groups – No Auto Enrollments

You specify the number of groups to be added. You will later manually assign students to each group.

Groups of # - Self Enrollment

You specify the maximum number of students per group and the **students enroll themselves** in their desired group.

of Groups – Self Enrollment

You specify the number of groups to be added and the **students enroll themselves** in their desired group.